


User Manual



Bluetooth 4.2


Function:

- 1、 Bluetooth Playing
- 2、 TF Card Playing
- 3、 U-disk Playing
- 4、 Call Funtion





Operation Instructionn:

- 1、 Turn on/off: long press "  3-5 sec
- 2、 Charging:"DC 5V"Micro USB charging cable
Charging State: Red light on
Charging Completed: Red light off
- 3、 TF card playing : insert "TF" card into socket, the speaker turn to TF card playing automatically.
- 4、 U-disk playing : insert "U-disk" into socket, the speaker turn to U-disk playing automatically.
- 5、 Turn on two TWNT-P116 at the same time, click  once, and wait for a sound to show automatically connection complete, now only one pariing name can be search, connect you phone to that, to realize ture wireless connection.

Mode switch can be realize by "  /M"

Button Instruction :

- 1、  : long press (3-5 sec): turn on/off ;
short press once : to enter/disconnect Bluetooth TWS paring mode.
- 2、 '-+' : short press (1 time) : track switch ;
long press (3 sec) : volume down/up
- 3、  ' : short press once, stop the music ;
long press (3 sec) : mode switch ;
FM mode, short press (1 time), start/stop searching channe ;
Bluetooth mode, double click twice, last number redial

Specification :

Power Supply: DC 5V
Output power:3W (1Khz,THD10%)
Frequency:150hz-18khz
S/N:> 75dB
Impedance:4(Ω)
Battery Capacity:300Mah
Play time: ~2 hours
Material:ABS
Size : 130*130*50MM
Weight:205g




Manual de utilizare



Bluetooth 4.2

Functii:

- 1、 Conectivitate Bluetooth
- 2、 Redare prin cardul TF
- 3、 Redare U-disk
- 4、 Functii Apel





Intructiuni de operare:

- 1、 Deschidere/Inchidere: apasati pentru 3-5 sec  "
- 2、 Incarcare:"DC 5V" prin cablul Micro USB
Stare incarcare: Lumina rosie aprinsa Incarcare
completa: Lumina rosie este stinsa
- 3、 Redare prin card TF: Introduceti cardul TF in locul alocat, iar boxa va intra pe redare automat.
- 4、 Redare prin U-disk: introduceti discul "U-disk" iar boxa va incepe redarea automat.
- 5、 Conecteaza doua boxe in acelasi timp, apasa o data p  si asteapta sunetul ce confirma conectarea completa. Pentru conectarea prin Bluetooth trebuie sa sincronizati telefonul cu numele boxelor o singura data.

Modul de redare se poate schimba prin apasarea butonului:

"  M"

Informatii butoane:

- 1、  apasati lung (3-5 sec): Deschidere/Inchidere ;
apasati scurt o data: conectare/deconectare prin Bluetooth
- 2、 '-+' : apasati scurt (1 time) pentru schimbarea melodiei
apasati lung (3 sec) pentru cresterea/descresterea volumului
- 3、  /M' : apasati scurt, o data, pentru oprirea redarii muzicii;
apasati lung (3 sec) pentru schimbarea moului de redare ;
Mod FM - apasati scurt, o data sau pentru pornirea/oprirea cautarii canalelor;
Modul Bluetooth apasati dublu de doua ori, reapelarea ultimului numar;

Specificatii

Putere intrare: DC 5V
Putere iesire:3W (1Khz,THD10%)
Frecventa:150hz-18khz
S/N:> 75dB
Impedanta:4(Ω)
Capacitate baterie:300Mah
Autonomie: ~2 ore
Material:ABS
Dimensiuni : 130*130*50MM
Greutate:205g

